

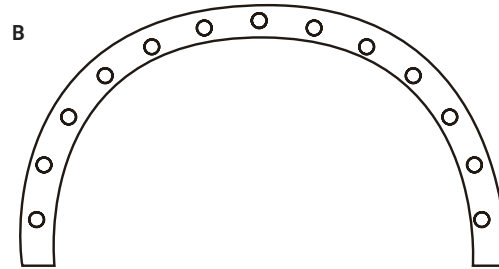
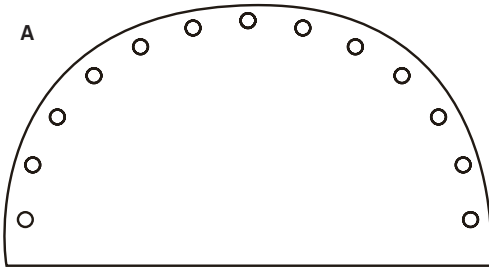
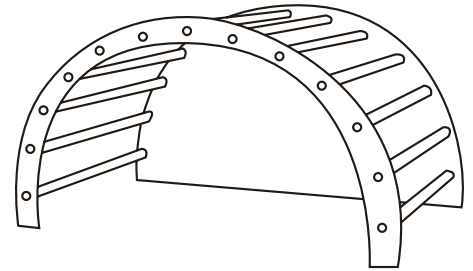
**INSTRUCCIONES DE MONTAJE**  
**ASSEMBLY INSTRUCTIONS**  
**NOTICE DE MONTAGE**

**RNT**

X REALLY NICE THINGS

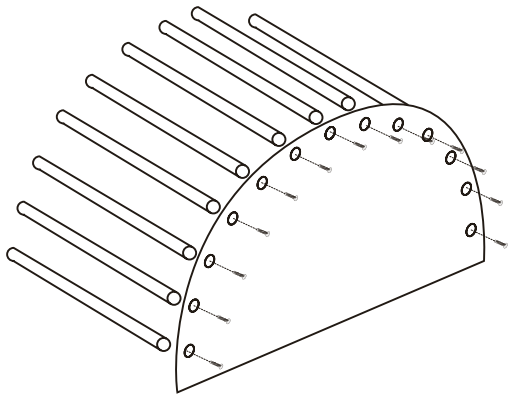
**FIT ARCH**

**PIEZAS**  
**PIÈCES**  
**PIÈCES**



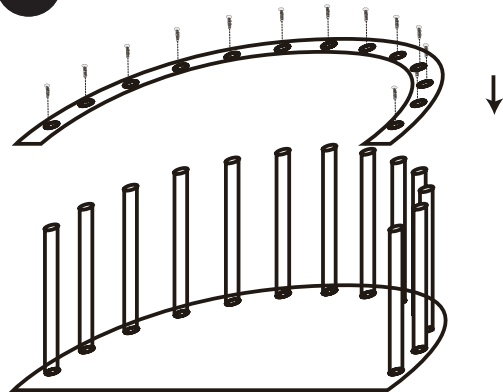
**PASOS**  
**STEPS**  
**ÉTAPES**

1



Fit in vertical position.

2



Screw the sticks to the other face with the base resting on the ground.



Adapta Blue SL  
C/ Creu Roja, 1  
Bloque B ss 17  
46014 Valencia  
ESB02422061